


Digital Color Camera Systems

 **DX 40 – 285 | 274 | 205 | 1020 FW**



Kappa DX denotes complete and ready-to-use camera systems, which means the scope of delivery includes not only a camera, but also a data cable and the Kappa CameraControl (KCC) software.

The camera series is based on variable camera electronics, low power consumption and advanced circuitry, providing both an extremely rugged design and excellent signal quality.

The user can choose from a range of high-quality CCD sensors with megapixel resolution by Sony and Kodak.

Together with the Kappa ImageBase software the DX systems provide comprehensive solutions for applications such as measurement engineering, process automation and scientific diagnostics.

The cameras of the DX series come in a block housing as standard, but for the individual touch they are also available in a striking hexagonal design housing.


The digital Kappa camera systems comply with the highest standards and offer outstanding Kappa-specific technological highlights, such as rugged design, excellent highly linear signal quality, extraordinary signal-to-noise ratio, long-time exposure and, optionally, a second serial interface with bespoke configuration of functions.

High frame rates are achieved by binning and partial scan, while the image size remains freely adjustable.

Real-time Color Signal Processing

The camera-internal color processing algorithm is FPGA-based and works independently of specific signal processors. Maximum true color rendition is achieved by adapting the color image reproduction for different lighting conditions to the sensor. Reproducibility of the results in other cameras is also ensured. Further features are high detail sharpness, edge enhancement, contrast enhancement and variable Gamma correction.

Digital camera system
Color
FireWire
12 bit digital signal processing
Progressive scan
Megapixel resolution
External trigger, reset/restart
Partial scan Binning
Gamma correction
Automatic functions
Long time integration
Cooled camera DX 40C – 285 FW



Standard equipment

Technical Data

Sensor-specific data

DX 40 – 285 FW | DX 40C – 285 FW

CCD sensor	2/3" interline transfer CCD progressive scan with micro lenses (Sony ICX285AQ, EXview HAD)
Pixel size (H x V)	6.45 µm x 6.45 µm
Light-sensitive area (H x V)	8.93 mm x 6.66 mm
Number of pixels (H x V)	1392 x 1040, effective
Spectral sensitivity (without IR-filter)	320 nm – 1100 nm, color: B = 470 nm, G = 540 nm, R = 630 nm (peak sensitivity)
Full well capacity	23 000 e ⁻
A/D-conversion factor	5.6 e ⁻ / increment
Filter	RGB Bayer filter
Dynamic range	63 dB (measured in dark image, at 66 ms exposure time and 0 dB gain)
Sensitivity	(measured at 18 dB gain, gamma = 1, and 50 % level, 3000 K) 0.35 lx at 100 ms exposure time 0.00029 lx at 120 s exposure time 0.000029 lx at 20 min exposure time (Cooled camera DX 40C – 285 FW)

DX 40 – 274 FW

CCD sensor	1/1.8" interline transfer CCD progressive scan with micro lenses (Sony ICX274AQ, EXview HAD)
Pixel size (H x V)	4.40 µm x 4.40 µm
Light-sensitive area (H x V)	8.50 mm x 6.80 mm
Number of pixels (H x V)	1628 x 1236, effective
Spectral sensitivity (without IR-filter)	320 nm – 1100 nm, color: B = 460 nm, G = 535 nm, R = 620 nm (peak sensitivity)
Full well capacity	5 500 e ⁻
A/D-conversion factor	1.3 e ⁻ / increment
Filter	RGB Bayer filter
Dynamic range	52 dB (measured in dark image, at 115 ms exposure time and 0 dB gain)
Sensitivity	(measured at 18 dB gain, gamma = 1, and 50 % level, 3000 K) 0.69 lx at 100 ms exposure time 0.00058 lx at 120 s exposure time

DX 40 – 205 FW

CCD sensor	1/2" interline transfer CCD progressive scan with micro lenses (Sony ICX205AK, EXview HAD)
Pixel size (H x V)	4.65 µm x 4.65 µm
Light-sensitive area (H x V)	7.6 mm x 6.2 mm
Number of pixels (H x V)	1392 x 1040, effective
Spectral sensitivity (without IR-filter)	320 nm – 1100 nm, color: B = 470 nm, G = 540 nm, R = 630 nm (peak sensitivity)
Full well capacity	12 000 e ⁻
A/D-conversion factor	2.9 e ⁻ / increment
Filter	RGB Bayer filter
Dynamic range	55 dB (measured in dark image, at 66 ms exposure time and 0 dB gain)
Sensitivity	(measured at 18 dB gain, gamma = 1, and 50 % level, 3000 K) 0.61 lx at 100 ms exposure time 0.00051 lx at 120 s exposure time

DX 40 – 1020 FW

CCD sensor	2/3" interline transfer CCD progressive scan with micro lenses (Kodak KAI 1020 CM)
Pixel size (H x V)	7.4 µm x 7.4 µm
Light-sensitive area (H x V)	7.4 mm x 7.4 mm
Number of pixels (H x V)	1004 x 1004, effective
Quantum efficiency	max. 41% at 470 nm
Spectral sensitivity (without IR-filter)	320 nm – 1000 nm, color: B = 470 nm, G = 535 nm, R = 620 nm (peak sensitivity)
Full well capacity	42 000 e ⁻
A/D-conversion factor	10.3 e ⁻ / increment
Readout noise	50 e ⁻ rms
Filter	RGB Bayer filter
Dynamic range	57 dB (measured in dark image, at 33 ms exposure time and 0 dB gain)
Sensitivity	(measured at 18 dB gain, gamma = 1, and 50 % level, 3000 K) 0.65 lx at 100 ms exposure time 0.00054 lx at 120 s exposure time

Technical Data

Interface-specific data

DX 40 – 285 FW | DX 40C – 285 FW

Camera output (YUV 4:2:2)	full frame:	1388 x 1036 pixels, 11 fps		
	b/w-binning:	2 fold	4 fold	8 fold
	image size (pixels):	694 x 518	347 x 259	173 x 129
	frame rate:	25 fps	41 fps	62 fps
	partial scan:	image size freely adjustable		
Exposure	manual:	1 µs to 120 s (Cooled camera: up to 20 min)		
	automatic (AE):	1 µs to 66 ms at 1280 x 960 pixels		
Power supply	9-36 V DC, 3.6 W			

DX 40 – 274 FW

Camera output (YUV 4:2:2)*	full frame:	1624 x 1232 pixels, 8 fps		
	binning:	2 fold (color or b/w)	4 fold (b/w)	8 fold (b/w)
	image size (pixels):	812 x 616	406 x 308	203 x 154
	frame rate:	15 fps	26 fps	40 fps
	partial scan:	image size freely adjustable		
Exposure	manual:	1 µs to 120 s		
	automatic (AE):	1 µs to 115 ms at 1600 x 1200 pixels		
Power supply	9-36 V DC, 3.6 W			

DX 40 – 205 FW

Camera output (YUV 4:2:2)	full frame:	1388 x 1036 pixels, 11 fps		
	b/w-binning:	2 fold	4 fold	8 fold
	image size (pixels):	694 x 518	347 x 259	173 x 129
	frame rate:	25 fps	41 fps	62 fps
	partial scan:	image size freely adjustable		
Exposure	manual:	1 µs to 120 s		
	automatic (AE):	1 µs to 66 ms at 1280 x 960 pixels		
Power supply	9-36 V DC, 3.6 W			

DX 40 – 1020 FW

Camera output (YUV 4:2:2)	full frame:	1000 x 1000 pixels, 16 fps		
	b/w-binning:	2 fold	4 fold	8 fold
	max. size (pixels):	500 x 500	250 x 250	125 x 125
	frame rate:	36 fps	60 fps	90 fps
	partial scan:	image size freely adjustable		
Exposure	manual:	1 µs to 120 s		
	automatic (AE):	1 µs to 33 ms at 800 x 600 pixels		
Power supply	9-36 V DC, < 3.4 W			

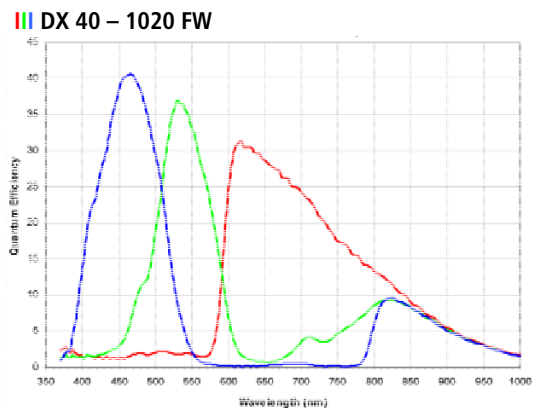
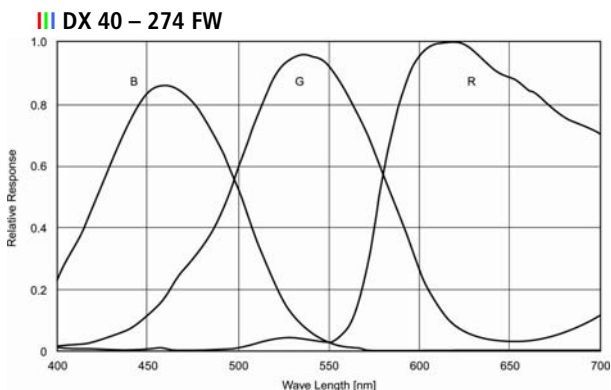
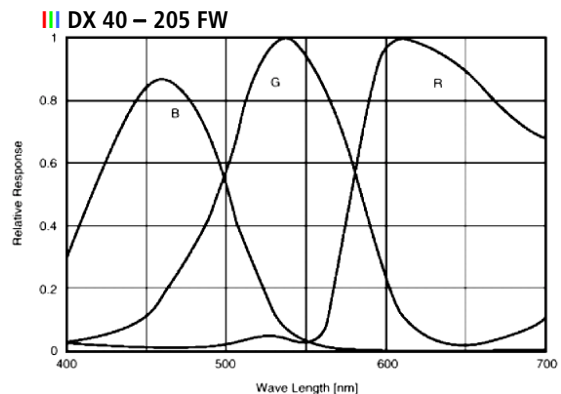
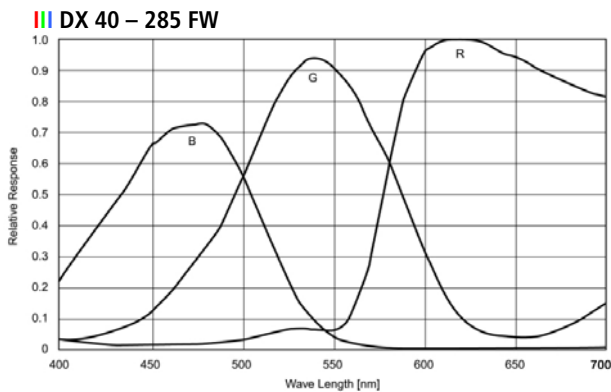
Signal processing | Development tools

Control software	Kappa CameraControl (KCC)
System	12 bit digital
Gain	manual/automatic (AGC): 0 to 18 dB
Enhancement	contrast: 1.0 to 8.0 fold
	brightness: subtraction, 0 to 4095 LSB, maximum 50% of the output level
	edges: adjustable
Color processing	type of light source, color balance (RGB), automatic white set, color saturation
Gamma	0.3 to 2.2
Diagnostics	camera name, serial number, revision number, temperature of sensor and camera, built-in test, image size, frame rate, test pattern
Line generator	2 reticles: position, color and style adjustable
Measuring window	position and size adjustable
Synchronization	internal/external, reset/restart (delay < 10 µs)
Hardware trigger	Minimum trigger delay 4.2µs - 8.2µs depending on the sensor type Frame on Demand

General Technical Data

Interfaces	IEEE 1394a/FireWire, 2 ports (6-pin) with 400 Mbit/s system connector (power supply, additional RS 232, control and trigger signals)	
Lens mount	C-mount, focal plane adjustable, CS-mount on request	
Filter	IR-filter, removable	
Temperature	operating temperature -20°C to +60°C, storage temperature -30°C to +70°C	
Dimensions Weight	block housing: 60 x 60 x 55 mm; 275 g design housing: diameter 75 mm, length 55 mm; 410 g cooled camera: 73 x 69 x 115 mm; 860 g	
Cable length	FireWire cable up to 10 m (other cable lengths on request)	
System requirements	hardware: connection 1394a OHCI (6 pin) or equivalent, minimum 1.8 GHz, minimum 512 MB RAM, DirectX9-enabled graphics card with at least 64 MB operating system: Microsoft Windows 2000 ®, Microsoft Windows XP ® (32 Bit Edition), Microsoft Windows Vista ® (32 Bit Edition)	
Order-no. block housing	DX 40-285 FW	961-1719
	DX 40-274 FW	961-1721
	DX 40-205 FW	961-1718
	DX 40-1020 FW	961-1703
Order-no. design housing (red)	DX 40-285 FW	961-1719R
	DX 40-274 FW	961-1721R
	DX 40-205 FW	961-1718 R
	DX 40-1020 FW	961-1703R
Order-no. Cooled camera	DX 40C-285 FW	961-1720
Standard equipment	camera, FireWire cable 4.2 m (6 pin/6 pin), Software CD Kappa CameraControl (KCC) incl. operating manual	
In addition for cooled version	power supply ACC 2 (incl. control cable 4 m and power supply cable)	

Spectral Sensitivity Characteristics (without IR-filter)



We are constantly checking the accuracy of the technical data. We are prepared to provide more detailed information on request. Technical data are subject to change without notice!

Kappa opto-electronics Inc.

TECHNICAL SUPPORT
Fon +49.1805.371371
Fax +49.551.30 77 211
support@kappa.de

911 S. Primrose Ave., Unit P
Monrovia, CA 91016 | USA
Fon +1.626.256.4343
Fax +1.626.256.6484
info@kappa-vision.com
www.kappa-vision.com

Kappa opto-electronics GmbH

Kleines Feld 6
37130 Gleichen | Germany
Fon +49.5508.974.0
Fax +49.5508.974.100
info@kappa.de
www.kappa.de



realize visions .